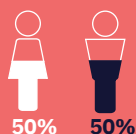


North Macedonia

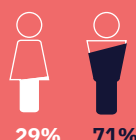
Women Entrepreneurship

Demographics



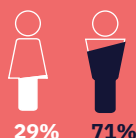
50% of total population (1,836,713) in North Macedonia are women. 57% of residents with basic education are women; 35% of residents with secondary education are women and 53% of residents with higher education are women in North Macedonia.

Women-led Entities

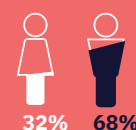


- The economy of North Macedonia showed low growth in the period 2018-2021 at an average quarter-on-quarter GDP change rate of 1.22%. **The rate of companies run by women is among the lowest in the region ranging between 23% and 29%.**
- According to the last available social data from 2017 the number of companies owned by at least one woman with a founding investment over 50% is 29.4% of the total number of active companies.

Women-led Enterprises



- There is an increasing trend of active enterprises for the period 2019-2021. Nevertheless, men significantly outnumber women when it comes to business ownership as the ratio is **71% to 29%** of women owners of companies.
- Men significantly outnumber women at the manager level where the ratio between women and men is smaller than in ownership with 68% **to 32% of women as company managers.**



Women entrepreneurship in North Macedonia is little researched and the number of women entrepreneurs is unknown since North Macedonia's Central Registrar does not publish company ownership data disaggregated by gender.

Legal forms



Enterprises with **1-4 persons employed comprise the largest share**, followed by enterprises with 5-9 persons employed. Enterprises with 10-49, especially those with 50+ persons employed hold significantly lower shares. On average, women-run enterprises employ 2 persons, and most of the companies are established in the wholesale and retail trade sector; processing industry; and professional, scientific, and technical activities.



Size of Enterprise

In the period 2019-2021, 86.7% of women-led enterprises had 1-4 employees; 8.5% had 5-9 employees; 4.2% had 10-49 employees, and only 0.4% had 50+ persons employed.



Activities (Top Industries)


In terms of the sector of operation, **men are twice as active** in construction, transportation and storage sectors compared to women in the same sectors, followed by agriculture, forestry and fishery (25.8%); manufacturing (24%); accommodation and food services (24.3%); and ICT sector (18.4%). **Women-owned businesses are more concentrated in the wholesale and retail trade; repair of motor vehicles and motorcycles sector (32%); and other services (52%).**

Women in agriculture




There is no information related to Women Owners in Agriculture but only for women working in the sector.


Active enterprises by gender of owner/administrator 2021



YEAR 2021

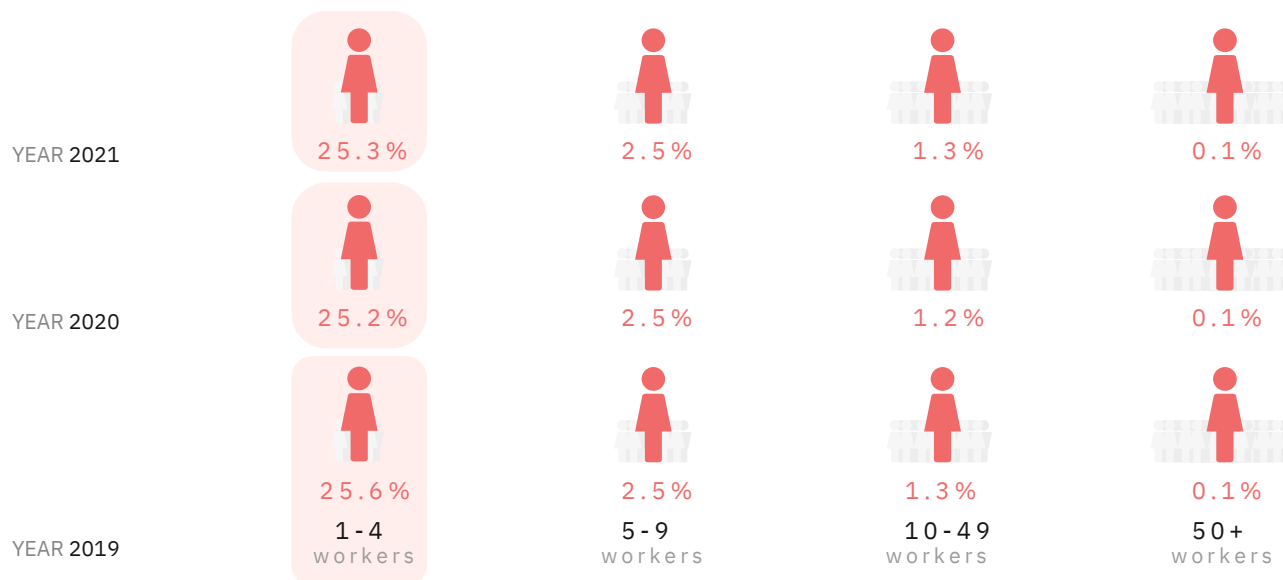


YEAR 2021




YEAR 2021

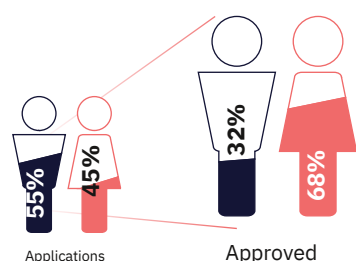
Active enterprises with women owner/manager by firm size



Active entities by gender of owner/administrator and economic activity (%) 2021



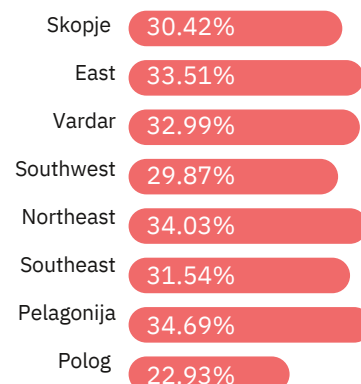
Technological development for enhanced FITR* economic growth instrument in 2021



Applications

Approved

Active by region (NUTS3**) and women owners/administrators 2021



*The Fund for Innovation and Technological Development

**Nomenclature of Territorial Measuring Units for Statistics. (A uniform classification, and is used as a base for collection and processing of European regional statistics.)